

Safety & Emergency Preparedness Program

Appendix A

ZOLL AED Plus Quick Guide

Purpose

This guide summarizes proper operation and maintenance of **ZOLL AED Plus** units at Beth-Wood Baseball fields to ensure rapid, effective response to suspected cardiac arrest.

When to Use

Use an AED when a person:

- Is unresponsive, and
- Is not breathing normally (gasping/agonal breaths count as abnormal).

Call **911** immediately and begin **CPR** while another adult retrieves the AED.

Step-by-Step Use

1. **Power On** – Open the lid / press the green button; follow voice prompts.
2. **Pads On Bare, Dry Chest**
 - **Adults (≥8 years or ≥55 lb/25 kg):** Use adult pads (CPR-D•padz).
 - **Pedi (<8 years or <55 lb/25 kg):** Use **pedi•padz** if available.
 - Shave or dry chest if needed; avoid placing pads over implanted devices or medication patches.
3. **Stand Clear** – Do not touch the patient during rhythm analysis.
4. **Shock if Advised** – Ensure no one touches the patient; press the flashing shock button when prompted.






5. **Resume CPR** – Follow metronome and prompts for depth/rate. Continue until EMS takes over or the person recovers.

Tip: Keep the chest exposed; do not remove pads between analyses.

Safety Precautions

- Keep away from standing water/metal contact.
- Do not use in flammable atmospheres (e.g., gasoline vapors).
- Remove medication patches and wipe the area before pad placement.
- Minimize movement during analysis.

Monthly Readiness Check (Document in AED Log)

-  **Status light:** Green check present; no beeping.
-  **Pads:** Sealed, unexpired, cable connected.
-  **Batteries:** In date (replace when prompted or at interval below).
-  **Supplies present:** Razor, scissors, towel/gauze, gloves, barrier mask.
-  **Location accessible:** Unlocked during events; known to coaches.

Battery & Pad Replacement

- **Batteries:** Replace when prompted by the unit or per manufacturer interval (ZOLL AED Plus commonly 5 years when using the specified 123 lithium cells and current software).
- **Pads:** Replace if used or upon expiration (check label date).
- After any use: replace pads, check batteries, clean unit, and complete the incident report.

Cleaning & Storage

- Wipe exterior with mild soap and water or 70–90% isopropyl alcohol.
- Do not immerse.
- Store clean, dry, and readily accessible at all league events.

Sources (2023–2025 updates)

- **ZOLL Medical Corporation.** *AED Plus Operator's Guide* (Updated Feb 2024).
- **American Heart Association.** *CPR & Emergency Cardiovascular Care Guidelines* (2020, reaffirmed 2023).
- **Safe Kids Worldwide.** *Sports Safety Tips* (2025).